



Lumina

Brighten and
revitalise

Lumina's sophisticated design is combined with simplicity and practicality. Its unique two-tone walls and exquisite interior design immerses you in a luxurious, yet cosy and harmonious atmosphere.

Lumina has all the necessary features to give you a full regenerating experience. All components harmonize with the smooth, unified lighting to create a sensation of tranquility within.

Lumina is created in cooperation with talented Italian architect, Luca Donazzolo.

**Moments of
wellbeing**

auroomwellness.com

Key features and extras

Two-tone walls

Lumina's wood panelling offers a choice of three two-tone combinations, with the main panels' color contrasting with the grooves between them to create a striking visual impact.

Exterior lamp

These stylish optional exterior lamps are specially designed for Lumina. There are two sizes available, with lengths of 50 and 80 cm.

Towel holder

Lumina's handy optional towel holders are designed and sized to match the exterior lamps.

Exterior panelling

Exterior panelling is available for the side and back walls of the sauna.

Lighting effect


An additional optical fiber can be added between the frontboards of the upper bench.

Stone heater guard

This luxurious optional dark grey stone panel extends from the heater up to the ceiling, giving the sauna a uniquely sleek and stylish character.

Flooring

The solid, durable floor grids feature rubber strips that prevent the floor from becoming slippery and protect the wood from direct contact with moisture.



Movable bench

Lumina's movable benches come with three size options depending on your needs and wishes, with lengths of 57, 83 and 108 cm.

Aluminium base frame

The strong, durable aluminium base frame beneath the sauna walls is well suited to humid environments.


Materials



Aspen panels with dark thermo-alder grooves




Alder panels with aspen grooves



Dark thermo-alder panels with aspen grooves

GLASS



Tempered 8 mm glass
Clear/Grey/Bronze



Dimensions

Left or right-handed opening
(W x D x H)

180 x 120 x 218 cm
180 x 150 x 218 cm
200 x 150 x 218 cm
200 x 200 x 218 cm
250 x 200 x 218 cm

Recommended for 2 users
Recommended for 2-3 users
Recommended for 3-4 users
Recommended for 4-5 users
Recommended for 5-6 users

