




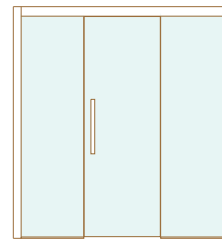


Illustrative picture - Vulcana. Combination of thermo-aspen and exclusive Ignite cladding

## SIZE AND DOOR OPTIONS

Right-handed door ☐

Left-handed door ☐



## EQUIPMENT BY REQUEST

Exterior walls
Heater & Control Unit

## TECHNICAL FEATURES

### Exterior

- Front wall fully finished
- Side walls with STS4 profiles
- Optional all with plywood or all with panels

### Interior

- Combination of thermo-aspen and exclusive Ignite cladding
- Benches and backrest

### Door and window

- Stainless steel hinges (painted black)
- Handles Premium, stainless steel and wood (painted black)
- 8 mm tempered clear glass

### Lighting

- LED strips behind backrest, under benches and on the back wall
- Lighting dimmable via remote

### Electrical equipment

- Choose the heater according to the model and size of the sauna

### Packing and handling

- Transport on horizontal pallets
- Optimum element dimensions for installation

### On-site preparations by client

- Solid, waterproof and level substructure
- Sufficient power supply for heater power (according to the manufacturer's manual)
- Final electrical connections to be done on-site (by an electrician)

Quantity of saunas (Pcs)

COUNTRY	CLIENT	CONFIRMATION DATE	NAME AND SIGNATURE