

Lumina

AUROOM



Lumina 200 x 200 cm


SIZE AND DOOR OPTIONS

Left-handed door


WOOD OPTIONS



Aspen panels
with dark thermo-
alder grooves




Alder panels
with aspen
grooves




Dark thermo-
alder panels
with aspen grooves


GLASS OPTIONS



Clear



Grey



Bronze

Right-handed door

TECHNICAL FEATURES

Exterior

- Fully finished front wall
- Optional panelling on side and back walls
- Optional towel holder, movable benches and lamps

Interior

- Horizontal interior panelling SGS9 15 x 120 mm
- Wooden benches, backrests and heater guard
- Optional floor grids and stone finish heater guard
- Aluminium base frame as standard

Glass door and façade

- Stainless steel hinges
- Specially designed wooden door handles
- 8 mm tempered glass

Packing and handling

- Transported on horizontal or vertical pallets

Lighting

- LED strips behind the backrests and beneath the lower bench
- Optional lighting effect between the upper bench frontboards
- Dimmable lighting with remote

Electrical equipment

- Heaters:
 - Auroom Core: standard heater
 - Alta D: "Dry" heater for a traditional sauna
 - Alta H: "Humid" heater with vaporizerModel and power based on sauna size.
- Control units:
 - HUUM UKU WiFi with GLASS control panel (for Auroom Core heater) or Auroom Impera (for Alta D and Alta H heater)

On-site preparations required

- Solid, waterproof and level substructure
- Sufficient power supply for the heater
- Electrical connections to be completed on site

www.auroomwellness.com

LUMINA

KEY FEATURES AND EXTRAS

Two-tone walls

Lumina's wood panelling offers a choice of three two-tone combinations, with the main panels' color contrasting with the grooves between them to create a striking visual impact.

Exterior lamp

These stylish optional exterior lamps are specially designed for Lumina. There are two sizes available, with lengths of 50 and 80 cm.

Towel holder

Lumina's handy optional towel holders are designed and sized to match the exterior lamps.

Exterior panelling

Exterior panelling is available for the side and back walls of the sauna.



Movable bench

Lumina's movable benches come with three size options depending on your needs and wishes, with lengths of 57, 83 and 108 cm.



Lighting effect

An additional optical fiber can be added between the frontboards of the upper bench.

Stone heater guard

This luxurious optional dark grey stone panel extends from the heater up to the ceiling, giving the sauna a uniquely sleek and stylish character.

Flooring

The solid, durable floor grids feature rubber strips that prevent the floor from becoming slippery and protect the wood from direct contact with moisture.

Aluminium base frame

The strong, durable aluminium base frame beneath the sauna walls is well suited to humid environments.

EXTRAS AND EQUIPMENT BY REQUEST	Please mark <input checked="" type="checkbox"/>
Exterior panelling Set 1 (external side walls matching the interior wall profile)	
Exterior panelling Set 2 (external side and back walls matching the interior wall profile)	
Please note! If neither of these options are selected, the external walls will be in plywood	
	Size
Bench (D x L x H)	
Lamp (D x L x H)	
Towel holder (D x L x H)	
Floor grids (28 x 120 mm with rubber strips)	
Heater guard finishing	
Auroom heater and stones (heater based on sauna size)	
Control unit	
Speakers under the lower bench (2 pcs)	
Bluetooth music player with wireless wall controller	
Lighting effect between the upper bench frontboards	

ACCESSORIES	Quantity		Quantity
Bucket and ladle (black)		Aroma set (5 fragrances)	
Sand timer (15 min)		Towel (100 x 150 cm, black)	
Thermometer (black)		Sauna hat	
Thermo-hygrometer (black)		Sauna pillow (20 x 38 cm, black)	
Thermometer (Design D130)		Seat cover (46 x 51 cm, black, 3 pcs)	
Thermo-hygrometer (Design D130)		Seat cover (46 x 160 cm, black, 2 pcs)	

PACKING AND ADDITIONAL INFORMATION	Horizontal pallet	Vertical pallet

COUNTRY	CLIENT	CONFIRMATION DATE	NAME AND SIGNATURE